



COMMERCIAL REFRIGERATION COLLECTION

An extensive range of professional refrigeration equipment from retail display to the commercial kitchen

www.polar-refrigerator.com

sales@polar-refrigerator.com

POLAR

REFRIGERATION

Providing commercial refrigeration across the globe for over 10 years

A trusted brand amongst commercial caterers worldwide, our diverse range of high quality, competitively priced commercial refrigerators and freezers cover everything from display units to large dual zone wine coolers, as well as heavy duty cabinets and prep counters for demanding kitchens.

Now with a two year warranty on most of our products, you can be sure they are built to last.

This is professional refrigeration, built for commercial service. Whatever your requirements, Polar Refrigeration has the right product for you.

POLAR	2
POLAR PLUS	22
POLAR PRO	27
POLAR HEAVY DUTY	35
ZOIN	41

STATIC

Distributes cold air in a more natural way. Generally the most cost effective option.



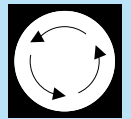
FAN ASSISTED

Allows a steady flow of air around the cabinet reducing areas of warm or cold spots.



FORCED AIR

Draws air over the cold evaporator, reducing the temperature quicker. Ideal for kitchens with a hot ambient temperature or for frequent opening and closing of the door.



Find out even more about Polar units including product comparisons, specifications and videos.



www.polar-refrigerator.com

POLAR

Our popular Polar range features all the essentials needed in the day to day running of a business, from display coolers and prep counters, to ice makers and cold drink dispensers.

DISPLAY UNITS

3


Our extensive range of display cabinets have something for every requirement, providing the perfect way to showcase products and entice customers. From discreet behind the bar units for where space is limited, to point-of-sale multideck displays.

ICE MAKERS

19

From manual fill ice makers for a smaller output at a great price point, to high capacity bullet and spray ice makers able to keep up with the busy demands of any bar or kitchen.

STANDARD FEATURES



All units in this range are plug fitted



GJ447



T315

Countertop Refrigerated Merchandisers



Four sided glass countertop display with rear sliding doors. Features auto off-cycle defrost function.

- 100Ltr Capacity
- ABS Frame
- Curved Glass Front
- LED Display Lights
- 2 x Adjustable Shelves



Code	Description	Power	Capacity Gross (Net)	Temperature Range	Max Ambient Temp	Refrigerant	Dimensions	Weight
CC611	Black	230V 160W	100Ltr	2°C to 12°C	32°C	R600a	675(H) x 682(W) x 450(D)mm	39kg
CC666	White	230V 160W	100Ltr	2°C to 12°C	32°C	R600a	675(H) x 682(W) x 450(D)mm	39kg

Refrigerated Countertop Display Chillers



Four-sided glass display cabinet with curved front, digital temperature control and rear sliding doors for easy access. Ideal for chilling drinks, desserts, dairy products and sandwiches etc.

- Stainless Steel Front Panel
- 2 x Adjustable Chrome Shelves
- Rear Sliding Doors
- Internal LED Light
- Auto Off-Cycle Defrost




Code	Description	Power	Capacity	Temperature Range	Max Ambient Temp	Refrigerant	Dimensions	Weight
CD229	Stainless Steel	230V 160W	120 Ltr	2°C to 12°C	32 °C	R600a	686(H) x 707(W) x 568(D)mm	64kg
CD230	Stainless Steel	230V 160W	160 Ltr	2°C to 12°C	32 °C	R600a	686(H) x 886(W) x 568(D)mm	71kg

Our full range of spares and accessories for all units are available on request

Countertop Chilled Display Cabinets

Neat, compact countertop cabinets that maximise merchandising potential with four sided display. Ideal for point of sale impulse purchases. Features adjustable temperature control.

- Interior Display Light
- 3 x Height Adjustable Shelves



Code	Description	Power	Capacity	Temperature Range	Max Ambient Temp	Refrigerant	Shelves	Dimensions	Weight
G619	White	230V 160W	68 Ltr	2°C to 12°C	32 °C	R600a	3	885(H) x 428(W) x 386(D)mm	33kg
G211	Black	230V 160W	68 Ltr	2°C to 12°C	32 °C	R600a	3	885(H) x 428(W) x 386(D)mm	33kg

Countertop Curved Door Display Fridge

Contemporary food and beverage cooler with two curved glass doors for maximised access. Ideal for counter top use and point of sale impulse purchases.

- 86Ltr Capacity
- Constructed from ABS and PVC
- Pass Through Front and Rear Glass Doors
- 3 x Shelves
- Interior Display Light



Code	Description	Power	Capacity	Temperature Range	Max Ambient Temp	Refrigerant	Dimensions	Weight
CB507	White	230V 130W	86 Ltr	2°C to 12°C	32 °C	R600a	980(H) x 429(W) x 425(D)mm	36.5kg
DP288	Black	230V 130W	86 Ltr	2°C to 12°C	32 °C	R600a	980(H) x 429(W) x 425(D)mm	36.5kg

Floor Standing Curved Door Display Fridge



Contemporary food and beverage cooler with curved glass door.

- 235Ltr Capacity
- ABS & PVC Construction
- Curved Glass Door
- 4 x Adjustable Shelves



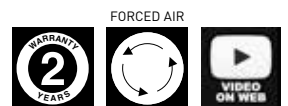
Code	Description	Power	Capacity	Temperature Range	Max Ambient Temp	Refrigerant	Dimensions	Weight
CB509	White	230V 250W	235 Ltr	2°C to 12°C	32 °C	R600a	1690(H) x 515(W) x 485(D)mm	76kg
DP289	Black	230V 250W	235 Ltr	2°C to 12°C	32 °C	R600a	1690(H) x 515(W) x 485(D)mm	76kg

Patisserie Display Cabinet



An attractive and stylish patisserie display in a stainless steel finish. Four sided cake, pastries and dessert display. Automatic controller and digital display.

- 400Ltr Capacity
- LED Lighting
- Lockable Castors
- Off-Cycle Defrost



Code	Description	Power	Capacity Gross (Net)	Temperature Range	Max Ambient Temp	Refrigerant	Dimensions	Weight
GD881	St/St	230V 280W	400Ltr	2°C to 10°C	32°C	R134a	1800(H) x 706(W) x 706(D)mm	96kg

Our full range of spares and accessories for all units are available on request

Multideck Display Fridge

Contemporary curved design with glass sides, sleek black frame and open front for quick customer access. Shelves feature label display panels and goods can also be displayed on lower floor. Front bumper bar provides protection from minor impacts. Supplied with pull-down insulation blind and castors for easy manoeuvrability.

- **220Ltr Capacity**
- **Stainless Steel Frame & Safety Glass**
- **3 x Shelves & Lower Floor**
- **Internal LED Light**
- **Integral Night Blind**
- **Off-Cycle Defrost**



Code	Description	Power	Capacity Gross (Net)	Temperature Range	Max Ambient Temp	Refrigerant	Dimensions	Weight
CD239	Night Blind	230V 1.3kW	220Ltr	2°C to 12°C	27°C	R290	1740(H) x 494(W) x 600(D)mm	112.5kg

Multideck Display Fridges

Large capacity multideck refrigerated merchandisers, ideal for sandwiches, drinks, milk, fruit and vegetables. Forced air refrigeration.

- **Internal LED Lighting**
- **Forced Air Refrigeration**
- **Night Blind**
- **4 x Adjustable Shelves**



Code	Description	Power	Capacity Gross (Net)	Temperature Range	Max Ambient Temp	Refrigerant	Dimensions	Weight
GH268	Night Blind	230V 1100W	1000Ltr	3°C to 7°C	32°C	R404a	1978(H) x 1060(W) x 750(D)mm	232kg
GH269	Night Blind	230V 1600W	1500Ltr	3°C to 7°C	32°C	R404a	1978(H) x 1560(W) x 750(D)mm	282kg

Curved Glass Deli Display Unit



Attractive glass fronted display unit ideal for displaying cakes, pastries and sandwiches and other fresh goods. Sliding doors at rear for easy access, replenishment and serve. Forced air cooling and auto off-cycle defrost.

- **270Ltr Capacity**
- **3 x Shelves**
- **Stainless Steel Construction**
- **Digital Controller**
- **LED Lighting**
- **Castors**



Code	Description	Power	Capacity	Temperature Range	Max Ambient Temp	Refrigerant	Dimensions	Weight
CG841	915(W)mm	230V 850W	270 Ltr	2°C to 12°C	32 °C	R290a	1275(H) x 915(W) x 725(D)mm	188kg

Patisserie Display Cabinet



Chilled display units ideal for the attractive presentation of cakes, pastries, sandwiches and other food items. Automatic heated defrost. A consistent temperature is ensured by fan cooling system and glass features an electric heater to minimise condensation. Sliding doors at rear for easy access and serve.

- **Fan Cooling System**
- **Automatic Defrost**
- **Heated Glass Function**



Code	Description	Power	Capacity Gross (Net)	Temperature Range	Max Ambient Temp	Refrigerant	Dimensions	Weight
GG216	Sliding Doors	230V 638W	300Ltr	2°C to 8°C	32°C	R290	1200(H) x 900(W) x 715(D)mm	230kg
GG217	Sliding Doors	230V 835W	400Ltr	2°C to 8°C	32°C	R290	1200(H) x 1200(W) x 715(D)mm	286kg
GG218	Sliding Doors	230V 904W	500Ltr	2°C to 8°C	32°C	R290	1200(H) x 1500(W) x 715(D)mm	323kg

Our full range of spares and accessories for all units are available on request

Countertop Display Refrigerator

Compact countertop refrigerator perfect for where space is an issue.

- **Double Glazed Reversible Door**
- **Adjustable Thermostatic Control**
- **Adjustable Feet**
- **Removable Shelf**



Drinks Guard



DM071

Code	Description	Power	Capacity Gross (Net)	Annual Energy Consumption	Temperature Range	Max Ambient Temp	Refrigerant	Dimensions	Weight
DM071	White	230V 85W	46Ltr	174.8 kWh/annum	4°C to 18°C	38°C	R600a	510(H) x 430(W) x 480(D)mm	18kg

Undercounter Cooler

Attractive undercounter cooler with adjustable thermostat, durable construction and adjustable feet for ease of installation.

- **Double Glazed Reversible Door**
- **Adjustable Thermostatic Control**
- **Adjustable Shelves & Feet**



CF750

Code	Description	Power	Capacity	Temperature Range	Max Ambient Temp	Refrigerant	Dimensions	Weight
CF750	White	230V 85W	88 Ltr	1°C to 12°C	32 °C	R600a	825(H) x 430(W) x 480(D)mm	26kg

Display Chest Freezers



Efficient and reliable display chest freezers with lockable, sliding glass lid. Mounted on castors.

- **Lockable**
- **Supplied with 2 Baskets**
- **With Castors**
- **Sliding Glass Lid**



Code	Description	Power	Capacity Gross (Net)	Temperature Range	Max Ambient Temp	Refrigerant	Dimensions	Weight
CM433	White	230V 200W	200Ltr	-24°C to -18°C	32°C	R600a	920(H) x 953(W) x 553(D)mm	42kg
CM434	White	230V 250W	270Ltr	-24°C to -18°C	32°C	R600a	928(H) x 1195(W) x 654(D)mm	60kg

Hotel Room Mini Bar



Completely silent operation mini fridge ideal for use in hotel rooms. Versatile and easy to install. Features absorption cooling system and auto defrost.

- **30Ltr Capacity**
- **ABS Interior**
- **Freestanding or Built In**
- **Reversible & Lockable Door**
- **2 Shelves & 2 Door Racks**
- **Silent Operation**



Code	Description	Power	Capacity	Temperature Range	Max Ambient Temp	Refrigerant	Dimensions	Weight
CE322	Black	230V 60W	30 Ltr	0°C to 8°C	32 °C	R717	530(H) x 400(W) x 415(D)mm	13kg

Our full range of spares and accessories for all units are available on request

Glass Door Display Fridge or Freezer

Attractive upright display fridge or freezer with double glazed doors for merchandising and display.

- **Fan Assisted Cooling**
- **4 Adjustable Shelves**
- **Interior Light**
- **Lockable Doors**
- **Supplied with Castors**



CD984



DM075

	STATIC	FAN ASSISTED	FORCED AIR	
	CD984		DM075 DM076	
			GH506 GH507	
			DM075 CD984 GH506	

Code	Description	Power	Capacity Gross (Net)	Temperature Range	Max Ambient Temp	Refrigerant	Dimensions	Weight
DM075	White Single Fridge	230V 230W	218Ltr	2°C to 8°C	32°C	R600a	1610(H) x 530(W) x 575(D)mm	124kg
DM076	White Single Fridge	230V 340W	368Ltr	2°C to 8°C	32°C	R600a	1900(H) x 620(W) x 570(D)mm	134kg
CD984	White Double Fridge	230V 550W	944Ltr	2°C to 8°C	32°C	R290	2050(H) x 1200(W) x 710(D)mm	204kg
GH506	Single Freezer with Light Box	230V 1000W	412Ltr	-22°C to -18°C	32°C	R404a	1990(H) x 680(W) x 745(D)mm	138kg
GH507	Double Freezer with Light Box	230V 1100W	920Ltr	-22°C to -18°C	32°C	R404a	1990(H) x 1370(W) x 745(D)mm	212kg

For further information email our sales department on: sales@polar-refrigerator.com

Reduced Height Back Bar Coolers

Chilled alcoholic and soft drinks ready to serve with these back bar coolers. Integral temperature controller and auto defrost. Environmentally friendly natural refrigerant, ideal for under counter installation.



GL012
GL010
GL013

FORCED AIR

WARRANTY 2 YEARS

VIDEO ON WEB

Code	Description	Power	Capacity	Temperature Range	Max Ambient Temp	Refrigerant	Dimensions	Weight
GL011	Black Hinged Single Door	230V 180W	138 Ltr	2°C to 8°C	38 °C	R600a	850(H) x 600(W) x 520(D)mm	46kg
GL010	Black Double Sliding Doors	230V 230W	198 Ltr	2°C to 8°C	38 °C	R600a	850(H) x 900(W) x 520(D)mm	60kg
GL012	Black Double Hinged Doors	230V 230W	198 Ltr	2°C to 8°C	38 °C	R600a	850(H) x 900(W) x 520(D)mm	60kg
GL013	Black Triple Sliding Doors	230V 350W	320 Ltr	2°C to 8°C	38 °C	R600a	850(H) x 1350(W) x 520(D)mm	78kg
GL014	Black Triple Hinged Doors	230V 350W	320 Ltr	2°C to 8°C	38 °C	R600a	850(H) x 1350(W) x 520(D)mm	78kg

Single Door Back Bar Coolers

Chilled alcoholic and soft drinks ready to serve with these back bar coolers. Integral temperature controller and automatic defrost.

- **104 x 330ml Bottle Capacity**
- **Lockable Auto-Close Door**
- **Double Glazed**
- **Adjustable Shelves & Feet**
- **Hinged Doors**



GL001



GL007



Code	Description	Power	Capacity Gross (Net)	Annual Energy Consumption	Temperature Range	Max Ambient Temp	Refrigerant	Dimensions	Weight
GL001	Black	230V 180W	138Ltr	547 kWh/annum	2°C to 8°C	38°C	R600a	900(H) x 600(W) x 520(D)mm	48kg
GL007	Stainless Steel	230V 180W	138Ltr	547 kWh/annum	2°C to 8°C	38°C	R600a	900(H) x 600(W) x 520(D)mm	48kg

For further information email our sales department on: sales@polar-refrigerator.com

Double Door Bar Coolers



Keep your best sellers chilled and ready with these back bar coolers. Integral temperature controller and off-cycle defrost. Hinged or sliding door configuration to allow for different space options or preferences.

- **180 x 330ml Bottle Capacity**
- **Hinged & Sliding Door Options**
- **Lockable Double Glazed Doors**
- **LED Interior Light**
- **4 x Shelves**

GL003



GL002



GL008

GL008
GL016



FORCED AIR



Code	Description	Power	Capacity	Temperature Range	Max Ambient Temp	Refrigerant	Dimensions	Weight
GL002	Black Hinged Doors	230V 230V	208Ltr	2°C to 8°C	38°C	R600a	900(H) x 900(W) x 520(D)mm	62kg
GL003	Black Sliding Doors	230V 230V	208Ltr	2°C to 8°C	38°C	R600a	900(H) x 900(W) x 520(D)mm	62kg
GL008	Stainless Steel Hinged Doors	230V 230W	208Ltr	2°C to 8°C	38°C	R600a	900(H) x 900(W) x 520(D)mm	62kg
GL016	Solid Black Hinged Doors	230V 230W	208Ltr	2°C to 8°C	38°C	R600a	900(H) x 900(W) x 520(D)mm	62kg

For more information on all our units please go to our website: www.polar-refrigerator.com

Triple Door Back Bar Coolers

Keep your best sellers chilled and ready to serve with these back bar coolers. Integral temperature controller and automatic defrost. Choose from hinged or sliding doors to allow for different space options or preferences.

- **270 x 330ml Bottle Capacity**
- **LED Interior Light**
- **Hinged & Sliding Door Options Available**
- **6 x Adjustable Shelves**
- **Auto-Defrost**
- **Lockable Double Glazed Doors**



GL004



GL006



GL009

GL004
GL009



FORCED AIR



Code	Description	Power	Capacity Gross (Net)	Temperature Range	Max Ambient Temp	Refrigerant	Dimensions	Weight
GL004	Black Hinged Doors	230V 350W	330Ltr	2°C to 8°C	38°C	R600a	900(H) x 1350(W) x 520(D)mm	80kg
GL006	Black Sliding Doors	230V 350W	330Ltr	2°C to 8°C	38°C	R600a	900(H) x 1350(W) x 520(D)mm	80kg
GL009	Stainless Steel Hinged Doors	230V 350W	330Ltr	2°C to 8°C	38°C	R600a	900(H) x 1350(W) x 520(D)mm	80kg

For further information email our sales department on: sales@polar-refrigerator.com

Wine Coolers



Efficient, low noise coolers with adjustable thermostats, reversible doors and adjustable feet which provide great flexibility in installation.

- **Painted Steel Construction**
- **Double Glazed Door**
- **Bordeaux Style Bottle (750ml) Capacity**



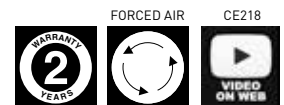

Code	Description	Power	Capacity Gross (Net)	Annual Energy Consumption	Temperature Range	Max Ambient Temp	Refrigerant	Dimensions	Weight
CE202	11 x 750ml Bottles	230V 85W	46Ltr	174.8 kWh/annum	4°C to 18°C	32°C	R600a	510(H) x 430(W) x 480(D)mm	18kg
CE203	28 x 750ml Bottles	230V 85W	88Ltr	205.1 kWh/annum	4°C to 18°C	32°C	R600a	825(H) x 430(W) x 480(D)mm	26kg
CE204	48 x 750ml Bottles	230V 85W	130Ltr	194.5 kWh/annum	4°C to 18°C	32°C	R600a	820(H) x 550(W) x 570(D)mm	36kg

Wine Chillers



Wine cabinet featuring LED indicator displaying unit is at correct temperature for sparkling, white or red wine storage. Cools and heats to maintain the perfect storage conditions.

- **LED Display**
- **Touch Pad Digital Control**
- **Frost Free with Interior Circulating Fan**
- **Lockable Doors**
- **Bordeaux Style Bottles (750ml) Capacity**



Code	Description	Power	Storage Capacity	Temperature Range	Max Ambient Temp	Refrigerant	Dimensions	Weight
CM359	Single Zone	230V 100W	54 x 750ml Bottles	5°C to 22°C	32°C	R600a	865(H) x 595(W) x 570(D)mm	47kg
CE217	Dual Zone	230V 180W	92 x 750ml Bottles	5°C to 22°C	38°C	R600a	1445(H) x 595(W) x 570(D)mm	73kg
CE218	Dual Zone	230V 180W	155 x 750ml Bottles	5°C to 22°C	38°C	R600a	1805(H) x 595(W) x 680(D)mm	105kg

Single Door Bar Display Cooler

Keep your best sellers chilled and ready with this high capacity back bar display cooler. Integral temperature controller and off-cycle defrost. Adjustable feet. Single hinged door. Additional shelves available. Please note, four support clips (AD413) are required to attach each additional shelf.

- **307Ltr Capacity**
- **Single Hinged Door**
- **4 x Adjustable Shelves**
- **Lockable Door**
- **Interior Display Lighting**
- **Double Glazed Doors**



Code	Description	Power	Capacity	Temperature Range	Max Ambient Temp	Refrigerant	Dimensions	Weight
GJ447	Single Door	230V 300W	307Ltr	2°C to 8°C	32°C	R600a	1880(H) x 600(W) x 514(D)mm	98kg

Double Door Bar Display Coolers

Keep your best sellers chilled and ready with a high capacity back bar display cooler. Integral temperature controller and off-cycle defrost. Adjustable feet.

- **490Ltr Capacity**
- **8 x Adjustable Shelves**
- **Lockable Door**
- **Interior Display Lighting**
- **Double Glazed**



Code	Description	Power	Capacity Gross (Net)	Temperature Range	Max Ambient Temp	Refrigerant	Dimensions	Weight
GJ448	Double Sliding Doors	230V 400 W	490Ltr	2°C to 8°C	32°C	R600a	1880(H) x 920(W) x 514(D) mm	128kg
GJ449	Double Hinged Doors	230V 400W	490Ltr	2°C to 8°C	32°C	R600a	1880(H) x 920(W) x 514(D) mm	125kg

Refrigerated Prep Counter with Chopping Board



Unique, innovative and versatile counter top servery / prep unit with a hinged, elegantly curved glass cover and handy chopping board. Suitable for back and front of house use. Compatible with 1/3 and 1/6 gastronorm pans (not supplied).

- 67Ltr (4 x 1/3 GN) Capacity
- Stainless Steel Construction
- Adjustable Feet
- Auto-Defrost



Code	Description	Power	Capacity	Temperature Range	Max Ambient Temp	Refrigerant	Dimensions	Weight
GL178	1/3 & 1/6 GN	230V 100W	67 Ltr	0°C to 12°C	32 °C	R600a	328(H) x 767(W) x 612(D)mm	25kg

Refrigerated Servery Topper



Innovative and versatile counter top servery/prep units with glass surround. Takes up to 100mm deep gastronorm containers. Available in 1/4 or 1/3 GN compatible and four widths. Gastronorm pans sold separately.

- 304 Stainless Steel Construction
- 40mm Insulation
- Static Cooling
- Glass Sneeze Screen Surround
- 4 Length Options



Code	Description	Power	Temperature Range	Max Ambient Temp	Refrigerant	Dimensions	Weight
G608	5 x 1/4 GN	230V 150W	2°C to 8°C	43°C	R600a	435(H) x 1200(W) x 330(D)mm	49kg
G609	7 x 1/4 GN	230V 150W	2°C to 8°C	43°C	R600a	435(H) x 1500(W) x 330(D)mm	57kg
G610	8 x 1/4 GN	230V 150W	2°C to 8°C	43°C	R600a	435(H) x 1800(W) x 330(D)mm	65kg
G611	10 x 1/4 GN	230V 230W	2°C to 8°C	43°C	R600a	435(H) x 2000(W) x 330(D)mm	70kg
S407	5 x 1/4 GN Kit Fits G608	-	-	-	-	100mm Deep	2.07kg
S408	7 x 1/4 GN Kit Fits G609	-	-	-	-	100mm Deep	2.9kg
S409	9 x 1/4 GN Kit Fits G610	-	-	-	-	100mm Deep	3.73kg
S410	10 x 1/4 GN Kit Fits G611	-	-	-	-	100mm Deep	4.14kg

Code	Description	Power	Temperature Range	Max Ambient Temp	Refrigerant	Dimensions	Weight
GD875	3 x 1/3 GN + 1 x 1/2 GN	230V 150W	-2°C to 8°C	43°C	R600a	435(H) x 1200(W) x 395(D)mm	55kg
GD876	5 x 1/3 GN + 1 x 1/2 GN	230V 150W	-2°C to 8°C	43°C	R600a	435(H) x 1500(W) x 395(D)mm	63kg
GD877	8 x 1/3 GN	230V 150W	-2°C to 8°C	43°C	R600a	435(H) x 1800(W) x 395(D)mm	72kg
GD878	9 x 1/3 GN	230V 230W	-2°C to 8°C	43°C	R600a	435(H) x 2000(W) x 395(D)mm	79kg
S726	3 x 1/3 GN & 1 x 1/2 GN Kit Fits GD875	-	-	-	-	100mm Deep	3.01kg
S727	5 x 1/3 GN & 1 x 1/2 GN Kit Fits GD876	-	-	-	-	100mm Deep	4.21kg
S728	8 x 1/3 GN Kit Fits GD877	-	-	-	-	100mm Deep	5.42kg
S729	9 x 1/3 GN Kit Fits GD878	-	-	-	-	100mm Deep	6.02kg

Refrigerated Tapas Showcase

Slimline unit with a 6 x 1/3 GN capacity, for displaying a variety of dishes. Gastronorm pans not included.

- **6 x 1/3 GN Capacity**
- **Front Curved Glass**
- **Digital Temperature Display**
- **Internal LED Lights**



Code	Description	Power	Temperature Range	Max Ambient Temp	Refrigerant	Dimensions	Weight
CP728	6 x 1/3 GN	230V 180W	0°C to 12°C	32°C	R600a	265(H) x 1529(W) x 420(D)mm	41.5kg

Chest Freezers

Efficient and reliable chest freezers with convenient, easy-open stainless steel lids which can also be used as additional prep space.

- **Stainless Steel Lid for Extra Work Space**
- **White Steel Exterior**
- **Temperature Display**
- **Easy-to-Clean Rounded Internal Edges**
- **Low Noise**



ENERGY RATING

B

CM530
CM531
CM532

STATIC

S

WARRANTY
2
YEARS

Code	Power	Capacity Gross (Net)	Annual Energy Consumption	Temperature Range	Max Ambient Temp	Refrigerant	Dimensions	Weight
CM530	230V 230W	385Ltr	455 kWh/annum	-24°C to -18°C	32°C	R600a	845(H) x 1395(W) x 688(D)mm	67kg
CM531	230V 270W	516Ltr	603 kWh/annum	-24°C to -18°C	32°C	R290	845(H) x 1795(W) x 688(D)mm	82kg
CM532	230V 270W	587Ltr	619 kWh/annum	-24°C to -18°C	32°C	R290	845(H) x 1995(W) x 688(D)mm	87kg

11kg Manual Fill Ice Maker

A compact, manual fill ice maker with a durable ABS housing, an ideal addition to small restaurants and bars. To fill, simply lift lid and fill reservoir. Ice fills into removable internal 1kg capacity basket. Supplied with scoop.

- **Countertop**
- **11kg/24Hr Max Output**
- **Bullet Shaped Ice**
- **3 Cube Sizes**



Code	Description	Power	Capacity Gross (Net)	Max Ambient Temp	Refrigerant	Dimensions	Weight
T315	11kg/24hr	230V 130W	2Ltr	38°C	R600a	380(H) x 305(W) x 380(D)mm	12.8kg

17kg Manual Fill Ice Maker



Compact table top ice maker with durable, easy clean 304 stainless steel housing. Flip top lid for quick, easy access. To fill, simply lift lid and fill reservoir. Ice fills into removable internal 2kg capacity basket. Supplied with scoop.

- **Countertop**
- **17kg/24hr Max Output**
- **Bullet Shaped Ice**
- **3 Cube Sizes**

G620

Code	Description	Power	Capacity	Max Ambient Temp	Refrigerant	Dimensions	Weight
G620	17kg/24hr	230V 150W	3.9 Ltr	38 °C	R600a	415(H) x 365(W) x 420(D)mm	18kg

22kg Spray Ice Machine



Mains fill machine using innovative spray ice maker technology to produce crystal clear longer lasting ice cubes. Capable of working at a high ambient temperature. Supplied with scoop and mains water connection kit. Output reduced in ambient temperature above 32°C.

- **Stainless Steel Exterior**
- **22kg/24Hr Max Output**
- **Crystal Clear Cube Shaped Ice**
- **Manual Self Cleaning Cycle**

GL193

Code	Description	Power	Storage Capacity	Max Ambient Temp	Refrigerant	Dimensions	Weight
GL193	23kg/ 24hr	230V 240W	7 kg	38 °C	R290a	637(H) x 380(W) x 520(D)mm	33kg
AE142	Ice Machine Filter Kit (Optional)	-	-	-	-	-	3.52kg

Our full range of spares and accessories for all units are available on request

Mains Fill Ice Makers

Designed for constant and consistent output of fresh ice, ideal for pubs, clubs and bars. Supplied with scoop and mains water connection kit.

- **Stainless Steel Exterior**
- **20kg or 50kg/24hr Max Output**
- **Bullet Shaped Ice**
- **Adjustable Feet**



GL192



T316

Code	Description	Power	Capacity	Max Ambient Temp	Refrigerant	Dimensions	Weight
T316	20kg/24hr	230V 200W	4kg	38 °C	R600a	590(H) x 380(W) x 477(D)mm	28kg
GL192	50kg/24hr	230V 280W	10kg	38 °C	R290	831(H) x 498(W) x 604(D)mm	43kg
AE142	Ice Machine Filter Kit (Optional)	-	-	-	-	-	3.52kg

Cold Drink Dispensers

Innovative paddle stirring system provides perfect froth-free chilled drinks and helps avoid unsightly froth and oxidation. Bowls easily removable for cleaning.

- **12Ltr Polycarbonate Bowls**
- **Adjustable Thermostat Control**
- **Non-Drip Stainless Steel Taps**
- **Froth-Free Stirring**



CF761



CF760

Code	Description	Power	Capacity Gross (Net)	Temperature Range	Max Ambient Temp	Refrigerant	Dimensions	Weight
CF760	1 x 12Ltr Grey	230V 260W	12Ltr	6°C to 12°C	32°C	R600a	635(H) x 220(W) x 450(D)mm	19kg
CF761	2 x 12Ltr Grey	230V 335W	24Ltr	6°C to 12°C	32°C	R600a	635(H) x 420(W) x 450(D)mm	26.5kg

POLAR PLUS

Our most energy efficient range, with units rated as high as energy class A, the Polar Plus fridges benefit from fan assisted cooling and lockable doors, whilst the sleek white PS interior allows the unit to be easily cleaned.

Ideal for light commercial use in a wide range of environments and available in white, stainless steel or even glass doors for easy visible access, the Polar Plus range provides a great value for money solution.

UNDERCOUNTER & UPRIGHT UNITS 23


The Polar Plus range features undercounter 140 and 150 litre units for when space is a premium, and upright units in a range of sizes, culminating in our 600 litre gastronorm compatible units, perfect for storing large quantities.

DISPLAY UNITS 26


The Polar Plus display units are great value and come in a range of sizes to maximise space, with glass doors for easy visible access. Featuring precise digital temperature displays, easy-use electronic controls and lockable doors, they are the perfect units for tempting customers with point of sale purchases.




STANDARD FEATURES



Plug Fitted



Lockable Doors



Digital Display

ENERGY RATED


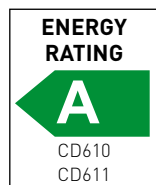


Selected units in this range are energy rated under the European energy labelling scheme

Undercounter Fridge or Freezer

Lockable undercounter units with electronic controller, digital temperature display and rear castors for manoeuvrability.

- White Exterior
- LED Digital Temperature Display
- Lockable


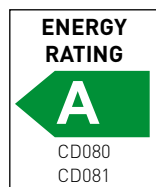


Code	Description	Power	Capacity Gross (Net)	Annual Energy Consumption	Temperature Range	Max Ambient Temp	Refrigerant	Dimensions	Weight
CD610	Fridge	230V 100	150Ltr (64Ltr)	408.38 kWh/annum	2°C to 8°C	32°C	R600a	850(H) x 600(W) x 600(D)mm	44kg
CD611	Freezer	230V 150W	140Ltr (78Ltr)	511 kWh/annum	-25°C to -10°C	32°C	R600a	850(H) x 600(W) x 600(D)mm	44kg

Stainless Steel Undercounter Fridge or Freezer

Lockable undercounter units with LED digital temperature display and rear castors for manoeuvrability.

- Stainless Steel Exterior
- Lockable Door



Code	Description	Power	Capacity Gross (Net)	Annual Energy Consumption	Temperature Range	Max Ambient Temp	Refrigerant	Dimensions	Weight
CD080	Fridge	230V 150W	150Ltr (64Ltr)	408 kWh/annum	2°C to 8°C	32°C	R600a	855(H) x 600(W) x 585(D)mm	44kg
CD081	Freezer	230V 150W	140Ltr (78Ltr)	511 kWh/annum	-25°C to -10°C	32°C	R600a	850(H) x 600(W) x 600(D)mm	44kg

Upright Fridge or Freezer

Light duty units with LED digital temperature display and electronic controller and rear castors for manoeuvrability. Fridge features three adjustable shelves and one half shelf, freezer features seven fixed shelves.

- **Lockable**
- **White or Stainless Steel Exterior**
- **Reversible Door**

ENERGY RATING

B
CD613
CD083

C
CD612
CD082



WARRANTY 2 YEARS

STATIC FAN ASSISTED

CD613 CD083

CD612 CD082

Code	Description	Power	Capacity Gross (Net)	Annual Energy Consumption	Temperature Range	Max Ambient Temp	Refrigerant	Dimensions	Weight
CD612	White Fridge	230V 185W	400Ltr [238Ltr]	478.15 kWh/annum	2°C to 8°C	32°C	R600a	1850(H) x 600(W) x 600(D)mm	69kg
CD613	White Freezer	230V 210W	365Ltr [258Ltr]	894.25 kWh/annum	-25°C to -10°C	32°C	R600a	1850(H) x 600(W) x 600(D)mm	74kg
CD082	St/St Fridge	230V 185W	400Ltr [238Ltr]	478.15 kWh/annum	2°C to 8°C	32°C	R600a	1855(H) x 600(W) x 600(D)mm	69kg
CD083	St/St Freezer	230V 210W	365Ltr [258Ltr]	894.25 kWh/annum	-25°C to -10°C	32°C	R600a	1850(H) x 600(W) x 600(D)mm	74kg

Our full range of spares and accessories for all units are available on request

Upright Fridge or Freezer

Gastronorm compatible (2/1 size), lockable light duty units with LED digital temperature display and electronic controller. Refrigerator has fan assisted cooling. Rear castors for manoeuvrability. Fridge features four adjustable shelves and freezer features seven fixed shelves.

- **600Ltr Capacity**
- **White or Stainless Steel Exterior**
- **60mm Insulation**
- **Rear Castors**

ENERGY RATING

B
CD615
CD085

C
CD614
CD084



WARRANTY 2 YEARS

STATIC CD615 CD085

FAN ASSISTED CD614 CD084

VIDEO ON WEB

Code	Description	Power	Capacity Gross (Net)	Annual Energy Consumption	Temperature Range	Max Ambient Temp	Refrigerant	Dimensions	Weight
CD614	White Fridge	230V 200W	600Ltr (513Ltr)	671.6 kWh/annum	2°C to 8°C	32°C	R600a	1890(H) x 780(W) x 695(D)mm	90kg
CD615	White Freezer	230V 350W	600Ltr (469Ltr)	988 kWh/annum	-25°C to -10°C	32°C	R600a	1890(H) x 780(W) x 695(D)mm	94kg
CD084	St/St Fridge	230V 200W	600Ltr (513Ltr)	671.6 kWh/annum	2°C to 8°C	32°C	R600a	1890(H) x 780(W) x 695(D)mm	90kg
CD085	St/St Freezer	230V 350W	600Ltr (469Ltr)	988 kWh/annum	-25°C to -10°C	32°C	R600a	1890(H) x 780(W) x 695(D)mm	95kg

Glass Door Fridge or Freezer

Lockable glass door fridge with electronic controller, internal display light and rear castors for manoeuvrability. CFC free.

- **White Exterior with Aluminium Framed Glass Door**
- **LED Digital Temperature Display**



CD087



CB921



STATIC



CB921

FAN ASSISTED



CD086
CD087
CD088

Code	Description	Power	Capacity Gross (Net)	Temperature Range	Max Ambient Temp	Refrigerant	Dimensions	Weight
CD086	White Undercounter Fridge	230V 150W	150Ltr	2°C to 8°C	32°C	R600a	850(H) x 600(W) x 600(D)mm	47kg
CD087	White Fridge	230V 185W	400Ltr	0°C to 8°C	32°C	R600a	1850(H) x 600(W) x 600(D)mm	72kg
CD088	Large White Fridge	230V 185W	600Ltr	2°C to 8°C	32°C	R600a	1890(H) x 777(W) x 695(D)mm	93kg
CB921	White Freezer	230V 500W	365Ltr	-25°C to -10°C	32°C	R404a	1850(H) x 600(W) x 600(D)mm	76kg

Our full range of spares and accessories for all units are available on request

POLAR PRO

The Polar Pro range consists of general purpose professional use refrigeration products, ideal for a wide variety of environments from commercial kitchens and restaurants to delicatessens and coffee shops.

Features of the range include aluminium interiors, lockable doors and LED digital displays, with all the models providing great value and reliability in the kitchen.



UPRIGHT UNITS

28

Polar Pro has a wide variety of sizes and styles of upright units, with an outside finish either in high quality stainless steel or brilliant white. All upright units come on full castors which have front castor locks. We also offer 2/1 gastronorm sized units as well as slimline cabinets, ideal for Galley kitchens or where space is premium.

COUNTER UNITS

31


Polar Pro offers one of the widest ranges of counter units, all of which come with a choice of drawers, doors or both. Units are available in single, double and triple doors, offering enough variety to suit all requirements.

ENERGY RATED




Selected units in this range are energy rated under the European energy labelling scheme


STANDARD FEATURES



Plug Fitted



Off Cycle Fan Assisted Defrost



Fan Assisted Cooling

Upright Fridges or Freezers

Lockable units with space for gastronorm 2/1 100mm deep pans. For light to medium duty commercial kitchen and catering environments. Fully automatic controller with constant digital display. Lockable castors. Refrigerator features off-cycle defrost.

- Fits 2/1 Gastronorm
- Stainless Steel Exterior & Aluminium Interior
- Fan Assisted Cooling
- 3 x Adjustable Shelves

ENERGY RATING

C
G592

D
G593



G592
G593
CC663
G594

FAN ASSISTED



Code	Description	Power	Capacity Gross (Net)	Temperature Range	Max Ambient Temp	Refrigerant	Dimensions	Weight
G592	St/St Fridge	230V 300W	600Ltr (376Ltr)	-2°C to 8°C	32°C	R600a	2000(H) x 680(W) x 815(D)mm	135kg
G593	St/St Freezer	230V 600W	600Ltr (376Ltr)	-20°C to -10°C	32°C	R290	2000(H) x 680(W) x 815(D)mm	135kg
CW197	Glass Door Fridge	230V 300W	600Ltr (376Ltr)	2°C to 8°C	32°C	R600a	2010(H) x 680(W) x 800(D)mm	135kg
CC663	White Double Fridge	230V 600W	1200Ltr (770Ltr)	-2°C to 8°C	32°C	R290	2000(H) x 1345(W) x 815(D)mm	180kg
G594	St/St Double Fridge	230V 600W	1200Ltr (770Ltr)	-2°C to 8°C	32°C	R290	2000(H) x 1340(W) x 815(D)mm	180kg
CD616	White Double Freezer	230V 700W	1200Ltr (770Ltr)	-25°C to -10°C	32°C	R290	2000(H) x 1345(W) x 815(D)mm	180kg
G595	St/St Double Door Freezer	230V 700W	1200Ltr (770Ltr)	-20°C to -10°C	32°C	R404a	2000(H) x 1345(W) x 815(D)mm	180kg
CW198	Glass Door Double Fridge	230V 600W	1200Ltr (770Ltr)	2°C to 8°C	32°C	R290	2010(H) x 1340(W) x 800(D)mm	180kg

Our full range of spares and accessories for all units are available on request

Upright Stable Door Fridge or Freezer

Cabinets with 50/50 split stable doors. By placing more regularly used items at the top and only opening half of the door, cold air falls to the bottom of the unit and re-circulates when the door is closed, helping the unit return to set temperature quicker and more efficiently. For light to medium duty commercial kitchen and catering environments. Lockable castors.

- Fits 2/1GN -100mm Deep
- Stainless Steel Exterior & Aluminium Interior
- Fan Assisted Cooling
- Fully Automatic Controller with Constant Digital Display
- Fridge Features Automatic Off-Cycle Defrost
- 3 Adjustable Shelves & 1 Floor Protector Shelf

ENERGY RATING

C
CW193
CW195

D
CW194
CW196



Code	Description	Power	Capacity Gross (Net)	Annual Energy Consumption	Temperature Range	Max Ambient Temp	Refrigerant	Dimensions	Weight
CW193	Fridge	230V 300W	600Ltr (376Ltr)	455 kWh/annum	-2°C to 8°C	32°C	R600a	2010(H) x 680(W) x 800(D)mm	135kg
CW194	Freezer	230V 600W	600Ltr (376Ltr)	2054 kWh/annum	-20°C to -10°C	32°C	R290	2010(H) x 680(W) x 800(D)mm	135kg
CW195	Double Fridge	230V 600W	1200Ltr (770Ltr)	675 kWh/annum	-2°C to 8°C	32°C	R290	2010(H) x 1340(W) x 800(D)mm	180kg
CW196	Double Freezer	230V 700W	1200Ltr (770Ltr)	3676 kWh/annum	-20°C to -10°C	32°C	R290	2010(H) x 1340(W) x 800(D)mm	180kg

Slimline Cabinet Unit



Competitively priced lockable cabinets with auto-return doors, for light to medium duty commercial kitchen and catering environments. Fully automatic controller with digital display. Slimline to fit into smaller spaces and narrow areas. Easy to clean with removable filter. Lockable castors.

- **440Ltr Capacity**
- **Stainless Steel Door & Sides with Aluminium Interior**
- **Off-Cycle Defrost**
- **Fan Assisted Cooling**
- **3 x Adjustable Shelves & 1 x Floor Shelf**



ENERGY RATING

C
G590

D
G591

G591

VIDEO ON WEB

FAN ASSISTED

WARRANTY 2 YEARS

Code	Description	Power	Capacity Gross (Net)	Annual Energy Consumption	Temperature Range	Max Ambient Temp	Refrigerant	Dimensions	Weight
G590	Fridge	230V 250W	440Ltr [313Ltr]	409 kWh/annum	-2°C to 8°C	32°C	R600a	1950(H) x 685(W) x 710(D)mm	113kg
G591	Freezer	230V 550W	440Ltr [313Ltr]	1869 kWh/annum	-20°C to -10°C	32°C	R290	1950(H) x 685(W) x 710(D)mm	113kg

Slimline Double Door Units



Slimline double door units ideal when access or space may be an issue. Bottom mounted refrigeration system draws air from the coolest part of the kitchen. Lockable with auto return doors, for light to medium duty commercial kitchen and catering environments. Fully automatic controller.

- **960Ltr Capacity**
- **Stainless Steel Exterior, Aluminium Interior**
- **Lockable Castors**
- **6 x Adjustable Shelves and 2 x Floor Shelves**
- **Digital Display**
- **Off-Cycle Defrost**



ENERGY RATING

C
GD879

D
GD880

FAN ASSISTED

GD879

WARRANTY 2 YEARS


FAN ASSISTED

VIDEO ON WEB

Code	Description	Power	Capacity Gross (Net)	Annual Energy Consumption	Temperature Range	Max Ambient Temp	Refrigerant	Dimensions	Weight
GD879	Fridge	230V 800W	960Ltr [671Ltr]	649.7 kWh/annum	-2°C to 8°C	32°C	R290	2015(H) x 1340(W) x 710(D)mm	165kg
GD880	Freezer	230V 870W	960Ltr [671Ltr]	3316 kWh/annum	-20°C to -10°C	32°C	R290	2015(H) x 1340(W) x 710(D)mm	165kg

1 Door & 2 Drawer Counter Fridge

Refrigerated storage counter with stainless steel work surface. Holds up to five gastronorm 1/1 100mm deep pans. Space saving compressor/condenser fitted underneath. Fully automatic controller with constant digital display.




- 240Ltr (5 x 1/1 Gastronorm) Capacity
- Stainless Steel Exterior & Interior
- Fan Assisted Cooling
- Adjustable Shelf
- Off-Cycle Defrost



Code	Description	Power	Capacity Gross (Net)	Annual Energy Consumption	Temperature Range	Max Ambient Temp	Refrigerant	Dimensions	Weight
U637	Counter Fridge	230V 230W	240Ltr (161Ltr)	882.57 kWh/annum	2°C to 8°C	32°C	R600a	880(H) x 900(W) x 700(D)mm	74kg

4 Drawer Counter Fridge

Refrigerated storage counter with stainless steel work surface. Holds up to four gastronorm 1/1 100mm deep pans. Space saving compressor/condenser fitted underneath. Fully automatic controller with constant digital display.



- 240Ltr (4 x 1/1 Gastronorm) Capacity
- Stainless Steel Exterior & Interior
- Fan Assisted Cooling
- 4 x Drawers
- Off-Cycle Defrost



Code	Description	Power	Capacity Gross (Net)	Annual Energy Consumption	Temperature Range	Max Ambient Temp	Refrigerant	Dimensions	Weight
U638	4 Drawer Fridge	230V 230W	240Ltr (130Ltr)	821.25 kWh/annum	2°C to 8°C	32°C	R600a	880(H) x 900(W) x 700(D)mm	74kg

Counter Fridges

Refrigerated storage counters with stainless steel work surface. 2 door model holds up to six gastronorm 1/1 100mm deep pans. 3 door model holds up to nine gastronorm 1/1 100mm deep pans. Space saving compressor/condenser fitted underneath. Fully automatic controller with constant digital display. Auto defrost.



- Choice of 240Ltr (6 x 1/1 Gastronorm) Capacity or 368Ltr (9 x 1/1 Gastronorm) Capacity
- Stainless Steel Exterior & Interior
- 35mm Insulation
- Fan Assisted Cooling
- Adjustable Shelves

ENERGY RATING

C

U636
G622



G622

VIDEO ON WEB

WARRANTY 2 YEARS

FAN ASSISTED

Code	Description	Power	Capacity Gross (Net)	Annual Energy Consumption	Temperature Range	Max Ambient Temp	Refrigerant	Dimensions	Weight
U636	2 Door Fridge	230V 230W	240Ltr (201Ltr)	932 kWh/annum	2°C to 8°C	32°C	R600a	880(H) x 900(W) x 700(D)mm	72kg
G622	3 Door Fridge	230V 230W	368Ltr (308Ltr)	1150 kWh/annum	2°C to 8°C	32°C	R600a	880(H) x 1370(W) x 700(D)mm	110kg

Refrigerated Prep Counters with Marble Top

Refrigerated storage counters with a marble work surface, which provides a cool surface to reduce dough and pastry from sticking. Holds GN 1/1 pans. Space saving compressor / condenser fitted underneath. Comes with a fully automatic controller with constant digital display.

- Stainless Steel with Marble Top
- Adjustable Shelves
- 60mm Insulation
- Fan Assisted Cooling

ENERGY RATING

C

CL108
CL109



WARRANTY 2 YEARS

FAN ASSISTED

Code	Description	Power	Capacity Gross (Net)	Annual Energy Consumption	Temperature Range	Max Ambient Temp	Refrigerant	Dimensions	Weight
CL108	2 Door Fridge	230V 155 W	240Ltr (201Ltr)	932.94 kWh/annum	2°C to 8°C	32°C	R600a	880(H) x 900(W) x 700(D)mm	97kg
CL109	3 Door Fridge	230V 235W	368Ltr (308Ltr)	1150.48 kWh/annum	2°C to 8°C	32°C	R600a	880(H) x 1370(W) x 700(D)mm	145kg

Refrigerated Prep Counters

Ideal for preparing pizzas, salads, sandwiches and much more. Features stainless steel worktop, gastronorm pan area with hinged stainless steel cover and refrigerated under counter storage. Fully automatic controller with constant digital display and auto defrost. CFC free.

- **Gastronorm Compatible Topper & Cabinet**
- **Stainless Steel Construction**
- **Fan Assisted Cooling**
- **Supplied with 1/1 Gastronorm Sized Adjustable Shelves**



FAN ASSISTED



G604



G605

Code	Description	Power	Capacity	Topper GN Capacity	Temperature Range	Max Ambient Temp	Refrigerant	Dimensions	Weight
G604	2 Door Fridge	230V 230W	254 Ltr	5 x 1/6	2°C to 8°C	32 °C	R600a	1010(H) x 900(W) x 700(D)mm	80kg
G605	3 Door Fridge	230V 230W	390 Ltr	8 x 1/4	2°C to 8°C	32 °C	R600a	1010(H) x 1370(W) x 700(D)mm	120kg

Refrigerated Saladette Counters

Compact counter ideal for sandwich preparation. Half sliding/lift up lid to access refrigerated gastronorm area (containers sold separately) and 1/1 gastronorm pan compatible interior. High density polyethylene work surface. Fully automatic controller with constant digital display. Off-cycle defrost.

- **Gastronorm Compatible Topper & Cabinet**
- **Stainless Steel Construction**
- **Fan Assisted Cooling**
- **Supplied with Adjustable Shelves**



G607



FAN ASSISTED



G606



G607

Code	Description	Power	Capacity	Topper GN Capacity	Temperature Range	Max Ambient Temp	Refrigerant	Dimensions	Weight
G606	2 Door Fridge	230V 230W	240Ltr	2 x 1/1 GN Pans (150mm Deep), 2.5 GN Topper Pans	2°C to 8°C	32°C	R600a	885(H) x 900(W) x 700(D)mm	83kg
G607	3 Door Fridge	230V 280W	368Ltr	4 x 1/1	2°C to 8°C	32°C	R600a	885(H) x 1370(W) x 700(D)mm	107kg

2 Door Pizza/Salad Prep Counter



Prep counter with marble work surface and gastronorm area protected by sneeze screen. Fully automatic controller with constant digital display and off-cycle defrost. Gastronorm pans sold separately.

- **Gastronorm Compatible Well & Cabinet**
- **Stainless Steel Construction**
- **Fan Assisted Cooling**
- **Supplied with 1/1 GN Sized Adjustable Shelves**

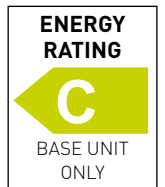


Code	Description	Power	Capacity Gross (Net)	Topper GN Capacity	Temperature Range	Max Ambient Temp	Refrigerant	Dimensions	Weight
G603	Marble Top	230V 230W	288Ltr	5 x 1/6	2°C to 8°C	32°C	R600a	1100(H) x 900(W) x 700(D)mm	92kg

3 Door Pizza/Salad Prep Counter



Prep counter with marble work surface and refrigerated gastronorm area protected by sneeze screen. Fully automatic controller with constant digital display and off-cycle defrost.



- **Gastronorm Compatible Topper & Cabinet**
- **Stainless Steel Construction**
- **Fan Assisted Cooling**
- **Supplied with 1/1 GN Sized Adjustable Shelves**



Code	Description	Power	Capacity Gross (Net)	Topper GN Capacity	Base Unit Annual Energy Consumption	Temperature Range	Max Ambient Temp	Refrigerant	Dimensions	Weight
CN267	Marble Top	230V 280W	368Ltr [308Ltr]	6 x 1/4 GN	1150 kWh/annum	2°C to 8°C	32°C	R600a	1445(H) x 1400(W) x 700(D)mm	170kg

POLAR HEAVY DUTY



The Polar Heavy Duty range has been created with the busy commercial kitchen in mind. These tough, robust cabinets are fitted with powerful compressors that allow the unit to work in high ambient temperatures up to 43°C, making them ideal for hotter kitchens where the unit doors will be frequently opened and closed during service.

With even temperatures and fast recovery times, the Polar Heavy Duty Range is the ideal choice for the commercial foodservice professional.

CABINET UNITS

36

The Polar Heavy Duty cabinets feature heated defrost and forced air cooling, to ensure even temperatures and quick recovery even with frequent use.

COUNTER UNITS

37

Available in both refrigerated or freezer options, this range includes 2, 3 or 4 door units, both with or without upstands depending on your requirements.

BLAST CHILLERS

40


Powerful and reliable blast chillers, able to easily and quickly chill food whilst maintaining food quality, taste and appearance.

ENERGY RATED



Selected units in this range are energy rated under the European energy labelling scheme

STANDARD FEATURES



Plug Fitted



Lockable Castors



Stainless steel Interior

Heavy Duty Single Door Cabinet Fridge or Freezer



Heavy duty commercial cabinets for up to 10 gastronorm 2/1 100mm pans. Fast and effective cooling with fully automatic controller with constant digital display. Auto defrost and lockable castors.

- **650Ltr (10 x 2/1 GN) Capacity**
- **Stainless Steel Exterior & Interior**
- **Forced Air Cooling**
- **3 Adjustable Shelves**



ENERGY RATING

C
U632

D
U633

VIDEO ON WEB

WARRANTY 2 YEARS

FORCED AIR

Code	Description	Power	Capacity Gross (Net)	Annual Energy Consumption	Temperature Range	Max Ambient Temp	Refrigerant	Dimensions	Weight
U632	Fridge	230V 250W	650Ltr (358Ltr)	474.5 kWh/annum	-2°C to 8°C	43°C	R600a	2010(H) x 745(W) x 835(D)mm	134kg
U633	Freezer	230V 550W	650Ltr (404Ltr)	2208 kWh/annum	-22°C to -18°C	40°C	R290	2010(H) x 745(W) x 835(D)mm	138kg

Heavy Duty Double Door Cabinet Fridge or Freezer



Heavy duty commercial cabinets for up to 20 gastronorm 2/1 100mm pans. Fast and effective cooling with fully automatic controller with constant digital display. Auto defrost and lockable castors.

- **1300Ltr (20 x 2/1 GN) Capacity**
- **Stainless Steel Exterior & Interior**
- **Forced Air Cooling**
- **3 Adjustable Shelves**



ENERGY RATING

C
U634

D
U635

VIDEO ON WEB

WARRANTY 2 YEARS

FORCED AIR

Code	Description	Power	Capacity Gross (Net)	Annual Energy Consumption	Temperature Range	Max Ambient Temp	Refrigerant	Dimensions	Weight
U634	Fridge	230V 800W	1300Ltr (934Ltr)	796 kWh/annum	-2°C to 8°C	43°C	R290	2010(H) x 1485(W) x 835(D)mm	198kg
U635	Freezer	230V 1000W	1300Ltr (934Ltr)	4437 kWh/annum	-22°C to -18°C	40°C	R404a	2010(H) x 1485(W) x 835(D)mm	198kg

2 Door Counter Fridges or Freezers

Space efficient commercial counter units that also provide additional work surface space. Fully automatic defrost with constant digital display. Fitted lockable castors for easy manoeuvring. A wide range of sizes for versatility. Stainless steel upstand options available (100mm high).

ENERGY RATING



G377
G596
DL914



G599
DL916



- **Stainless Steel Exterior & Interior**
- **Automatic Defrost**
- **Forced Air Circulation**
- **2 Adjustable Shelves**
- **Choice of 600mm or 700mm Depth**
- **700mm Deep Models Available With or Without Upstand**



Code	Description	Power	Capacity Gross (Net)	Annual Energy Consumption	Temperature Range	Max Ambient Temp	Refrigerant	Dimensions	Weight
G377	Fridge	230V 230W	228Ltr (166Ltr)	715.4 kWh/annum	-2°C to 8°C	43°C	R600a	860(H) x 1360(W) x 600(D)mm	88kg
G596	Fridge	230V 350W	282Ltr (205Ltr)	723.795 kWh/annum	-2°C to 8°C	43°C	R600a	860(H) x 1360(W) x 700(D)mm	98kg
G599	Freezer	230V 750W	282Ltr (205Ltr)	2537 kWh/annum	-20°C to -10°C	32°C	R290	860(H) x 1360(W) x 700(D)mm	98kg
DL914	Fridge with Upstand	230V 350W	282Ltr (205Ltr)	723.795 kWh/annum	-2°C to 8°C	43°C	R600a	960(H) x 1360(W) x 700(D)mm	108kg
DL916	Freezer with Upstand	230V 750W	282Ltr (205Ltr)	2537 kWh/annum	-20°C to -10°C	32°C	R290	960(H) x 1360(W) x 700(D)mm	108kg

For further information email our sales department on: sales@polar-refrigerator.com

3 Door Counter Fridges or Freezers

Ideal for commercial kitchens where space is at a premium, these counter units provide chilled or frozen storage and additional work surface space. Fully automatic defrost with constant digital display. CFC free. Fitted lockable castors for easy manoeuvring. 700mm models gastronorm compatible.

ENERGY RATING

B
G378
G597
DL915

E
G600
DL917



- **Stainless Steel Exterior & Interior**
- **60mm Insulation**
- **Forced Air Circulation**
- **3 Door**
- **3 Adjustable Shelves**
- **Available with Upstand Option**
- **Choice of 600mm or 700mm Depths**



FORCED AIR

WARRANTY
2
YEARS

Code	Description	Power	Capacity Gross (Net)	Annual Energy Consumption	Temperature Range	Max Ambient Temp	Refrigerant	Dimensions	Weight
G378	Fridge	230V 230W	339Ltr (310Ltr)	895.71 kWh/annum	-2°C to 8°C	43°C	R600a	860(H) x 1795(W) x 600(D)mm	125kg
G597	Fridge	230V 350W	417Ltr (358Ltr)	894.25 kWh/annum	-2°C to 8°C	43°C	R600a	860(H) x 1795(W) x 700(D)mm	134kg
G600	Freezer	230V 750W	417Ltr (358Ltr)	3197 kWh/annum	-20°C to -10°C	32°C	R290	860(H) x 1795(W) x 700(D)mm	136kg
DL915	Fridge with Upstand	230V 350W	417Ltr (358Ltr)	894.25 kWh/annum	-2°C to 8°C	43°C	R600a	950(H) x 1795(W) x 700(D)mm	151kg
DL917	Freezer with Upstand	230V 750W	417Ltr (358Ltr)	3197 kWh/annum	-20°C to -10°C	32°C	R290	960(H) x 1795(W) x 700(D)mm	151kg

Counter Fridges with 2 Drawers

Space efficient commercial refrigeration units which can provide additional counter space. Comes with two stainless steel drawers with a capacity of 150mm deep GN 1/1 pans. Fully automatic defrost with constant digital display.

- 1/1 GN Compatible
- Stainless Steel
- Adjustable Shelf
- Fitted Lockable Castors
- Forced Air Circulation
- Automatic Defrost



ENERGY RATING

B
CD873

C
GD874



Code	Description	Power	Capacity Gross (Net)	Annual Energy Consumption	Temperature Range	Max Ambient Temp	Refrigerant	Dimensions	Weight
GD873	1 Door & 2 Drawers	230V 350W	282Ltr (171Ltr)	737 kWh/annum	-2°C to 8°C	32°C	R600a	850(H) x 1360(W) x 700(D)mm	108kg
GD874	2 Door & 2 Drawers	230V 350W	417Ltr (284Ltr)	933.67 kWh/annum	-2°C to 8°C	32°C	R600a	860(H) x 1795(W) x 700(D)mm	144kg


4 Door Counter Fridges

Ideal for commercial kitchens where space is at a premium, these counter units provide chilled storage and additional work surface space. Fully automatic defrost with constant digital display. Fitted lockable castors for easy manoeuvring. 700mm models 1/1 gastronorm compatible.

- Stainless Steel Exterior & Interior
- Forced Air Circulation
- 4 x Adjustable Shelves
- Automatic Defrost
- Choice of 600mm or 700mm Depths

ENERGY RATING

C
G379
G598



Code	Description	Power	Capacity Gross (Net)	Annual Energy Consumption	Temperature Range	Max Ambient Temp	Refrigerant	Dimensions	Weight
G379	4 Door Fridge	230V 230W	449Ltr (398Ltr)	1397.95 kWh/annum	-2°C to 8°C	43°C	R600a	860(H) x 2230(W) x 600(D)mm	143kg
G598	4 Door GN Fridge	230V 350W	553Ltr (476Ltr)	1446.13 kWh/annum	-2°C to 8°C	43°C	R600a	860(H) x 2230(W) x 700(D)mm	153kg

Mega Top Preparation Counters



Large capacity refrigerated salad counters with gastronorm storage area. Stainless steel exterior and insulated stainless steel lid. Fully automatic controller with constant digital display. Available in two sizes.

- **Stainless Steel Construction**
- **HDPE Work Surface/Cutting Board**
- **Auto-Defrost**
- **Lockable Castors**
- **Supplied with 2 x Adjustable Shelves**



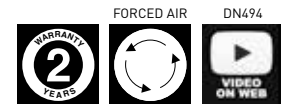
Code	Description	Power	Capacity Gross (Net)	Topper GN Capacity	Temperature Range	Max Ambient Temp	Refrigerant	Dimensions	Weight
GD882	2 Door	230V 300W	405Ltr	12 x 1/6	0°C to 5°C	43°C	R134a	1097(H) x 1225(W) x 760(D)mm	138kg
GD883	Large 2 Door	230V 450W	527Ltr	16 x 1/6	0°C to 5°C	43°C	R134a	1097(H) x 1555(W) x 760(D)mm	159kg

Blast Chillers/Freezers




Stainless steel blast chiller and shock freezer which can chill and freeze large quantities of food quickly. Taste, appearance and nutritional quality of food is preserved. These models have self-closing doors and 70mm of insulation to ensure great thermal efficiency.

- **1/1 GN Compatible - Shelves Not Included**
- **Stainless Steel Construction**
- **Easy to Clean Self-Closing Door**
- **Food Probe**
- **Chills from 70°C to 3°C in 90mins**
- **Freezes from 70°C to -18°C in 240mins**



Code	Description	Power	Capacity	GN Capacity	Temperature Range	Max Ambient Temp	Refrigerant	Dimensions	Weight
DN492	3 x GN	230V 770W	140 Ltr	3 x 1/1 GN x 65mm	70°C to -18°C	43 °C	R404a	945(H) x 800(W) x 815(D)mm	104kg
DN493	5 x GN	230V 800W	170 Ltr	5 x 1/1 GN x 65mm	70°C to -18°C	43 °C	R404a	1035(H) x 800(W) x 815(D)mm	116kg
DN494	10 x GN	230V 1300W	240 Ltr	10 x 1/1 GN x 65mm	70°C to -18°C	43 °C	R404a	1665(H) x 800(W) x 822(D)mm	185kg

Countertop Blast Chiller



Compact countertop blast chiller and shock freezer, for chilling and freezing food quickly and safely. Taste, appearance and nutritional quality of food is preserved. Self-closing door with 75mm of insulation ensures great thermal efficiency. Removable door gasket for easy cleaning. Includes food probe. GN pans not included.

- **2/3 Gastronorm Compatible**
- **Stainless Steel Exterior & Interior**
- **Easy-Clean Self Closing Door**
- **Chills 8kg of Food from 70°C to 3°C in 90min**
- **Freezes 5kg of Food from 70°C to -18°C in 240min**



Code	Description	Power	Capacity Gross (Net)	Temperature Range	Max Ambient Temp	Refrigerant	Dimensions	Weight
CK640	3 x 2/3 GN	230V 450W	33Ltr	70°C to -18°C	38°C	R404a	410(H) x 650(W) x 645(D)mm	42kg

Zoin

R E F R I G E R A Z I O N E

Created in the 1980s as an individual family business selling commercial refrigerators, Zoin refrigeration has grown exponentially, combining technical expertise and Italian design to now produce approximately 8000 cabinets per year, all built in Italy.

Specifically designed for small or medium sized establishments where space is a premium, Zoin offers a varied collection of catering appliances for self and assisted use.



MULTIDECK DISPLAYS

42

Ideal for the display of self service chilled pre-packed products including sandwiches, soft drinks, salads or fruit and vegetables. These units provide a great place for impulse purchases whether the customer is dining or taking away.

ISLAND DISPLAYS

44

These compact cabinets are easily manoeuvrable and perfect for displaying almost anywhere.


SERVE OVER COUNTERS

45

The design of Zoin's serve over counters is perfect for displaying a wide range of products such as delicatessen, dairy products, raw meats and cakes. The units boast large fronts to help create an enticing display to attract customers. Available in a range of sizes to suit any venue.


STANDARD FEATURES

ALL
MODELS:




Plug Fitted

ALL
MODELS:



Automatic Defrost

MULTIDECK/
SERVE OVER:



Internal Lighting

Silver Multideck Display Cabinets



Large capacity cabinets for the display of packed foods, such as cooked meats, dairy and drinks. Ideal for showcasing products and maximising sales through impulse buys. Night-blind saves energy by ensuring that cold air stays inside the case for more efficient cooling.

- **3 x 340mm Deep Height-Adjustable Shelves**
- **Side Glass Panel & Interior Top Lighting**
- **Energy Saving Night Blind**
- **Stainless Steel Shelves & Base**
- **Ventilated Refrigeration System 4°C to 6°C**

Code	Description	Power	Temperature Range	Max Ambient Temp	Refrigerant	Display Area	Dimensions	Weight
DE840-100	1000(W)mm	230V 784W	4°C to 6°C	25 °C	R404a	1.43 m ²	1820(H) x 1000(W) x 735(D)mm	95kg
DE840-120	1200(W)mm	230V 936W	4°C to 6°C	25 °C	R404a	1.74 m ²	1820(H) x 1200(W) x 735(D)mm	120kg
DE840-150	1500(W)mm	230V 1091W	4°C to 6°C	25 °C	R404a	2.22 m ²	1820(H) x 1500(W) x 735(D)mm	150kg

Artic Multideck Display Cabinets



Refrigerated wall cabinet for self service, ideal for small to medium establishments to display packed foods, such as cooked meats, sandwiches and drinks. Supplied with price holder for easy point of sale information and interior lighting to showcase products. Perforated back wall in stainless steel 304. Night blind with handle as standard.

- **3 x 340mm Deep Height Adjustable Shelves**
- **Side Glass Panel with Top Interior Lighting**
- **Stainless Steel Shelves & 520mm Deep Base**
- **Energy Saving Night Blind**
- **Ventilated Refrigeration System 4°C to 6°C**

Code	Description	Power	Temperature Range	Refrigerant	Display Area	Dimensions	Weight
DE835-70	700(W)mm	230V 486W	4°C to 6°C	R404a	0.95 m ²	1820(H) x 700(W) x 780(D)mm	75kg
DE835-100	1000(W)mm	230V 759W	4°C to 6°C	R404a	1.41 m ²	1820(H) x 1000(W) x 780(D)mm	95kg
DE835-120	1200(W)mm	230V 784W	4°C to 6°C	R404a	1.72 m ²	1820(H) x 1200(W) x 780(D)mm	120kg
DE835-150	1500(W)mm	230V 936W	4°C to 6°C	R404a	2.18 m ²	1820(H) x 1500(W) x 780(D)mm	150kg
DE835-180	1800(W)mm	230V 1367W	4°C to 6°C	R404a	2.67 m ²	1820(H) x 1800(W) x 780(D)mm	180kg

Danny Multideck Display Cabinets

Open front display cabinets with glazed end-panels and top interior lighting, ideal for dairy products, sandwiches and chilled drinks. Perfect for drawing attention to products to encourage impulse buying. Bumper bars help protect from trolley damage. Electronic controller with digital display. Auto-defrost. CFC free.

- 4 x 340mm Deep Height-Adjustable Shelves
- Stainless Steel Shelves & Base
- Energy Saving Night Blind
- Ventilated Refrigeration System 3°C to 6°C
- Side Glass Panel with Top Interior Lighting



Code	Description	Power	Temperature Range	Max Ambient Temp	Refrigerant	Display Area	Dimensions	Weight
DE836-100	1000(W)mm	230V 784W	3°C to 6°C	25 °C	R404a	1.43 m ²	1820(H) x 1000(W) x 750(D)mm	95kg
DE836-120	1200(W)mm	230V 932W	3°C to 6°C	25 °C	R404a	1.81 m ²	1820(H) x 1200(W) x 750(D)mm	120kg
DE836-150	1500(W)mm	230V 1091W	3°C to 6°C	25 °C	R404a	2.38 m ²	1820(H) x 1500(W) x 750(D)mm	150kg
DE836-180	1800(W)mm	230V 1091W	3°C to 6°C	25 °C	R404a	2.95 m ²	1820(H) x 1800(W) x 750(D)mm	180kg
DE836-200	2000(W)mm	230V 1367W	3°C to 6°C	25 °C	R404a	3.33 m ²	1820(H) x 2000(W) x 750(D)mm	195kg

Mandy Multideck Display Chiller

Low-profile self service display cabinet, ideal for showcasing packaged drinks, sandwiches, salads and other food items. Three shelves for attractive presentation, to grab the attention of customers, encouraging impulse buys and maximising your sales.

- 3 x Height-Adjustable Shelves with Price Holders
- Side Panel Glass & Top Interior Lighting
- Stainless Steel Shelves & Base
- Ventilated Refrigeration System 4°C to 8°C
- Display Area 0.53m²



Code	Description	Power	Temperature Range	Max Ambient Temp	Refrigerant	Display Area	Dimensions	Weight
GG470	1000(W)mm	230V 1054W	4°C to 8°C	25 °C	R404a	0.53 m ²	1290(H) x 1000(W) x 750(D)mm	125kg

Light LG Slimline Multideck Display Cabinets



Slimline, large capacity multideck cabinets, perfect for use where space is limited. Internal lighting draws attention to food on display, such as pre-packed sandwiches, drinks and cooked meats. Equipped with clear sliding glass doors to ensure more efficient cooling. Shelves feature price holders.

- **3 x 280mm Deep Height-Adjustable Shelves**
- **Stainless Steel Shelves & Base**
- **Energy Saving Sliding Glass Doors & Side Lighting**
- **Slimline Design for Maximum Use of Space**
- **Ventilated Refrigeration System 4°C to 6°C**

DE838-100

Code	Description	Power	Temperature Range	Max Ambient Temp	Refrigerant	Display Area	Dimensions	Weight
DE838-100	1000(W)mm	230V 762W	4°C to 6°C	25°C	R404a	1.13 m ²	1900(H) x 1000(W) x 545(D)mm	112kg
DE838-120	1200(W)mm	230V 791W	4°C to 6°C	25°C	R404a	1.13 m ²	1900(H) x 1200(W) x 545(D)mm	141kg

Artemis AR Island Display Cabinets



Compact, ventilated cabinet perfect for displaying chilled packaged products, dairy goods, cold meat and snacks.

Due to its size and manoeuvrability can be situated almost anywhere. This is a special-to-order product which is non-refundable.

- **Stainless Steel Display Surface**
- **Curved Front Tempered Glass**
- **Digital Thermostat & Automatic Defrost**
- **Electric Evaporation of Defrost Water**
- **Ventilated Refrigeration System 2°C to 6°C**

DE834-129

Code	Description	Power	Temperature Range	Max Ambient Temp	Refrigerant	Display Area	Dimensions	Weight
DE834-129	1290(W)mm	230V 491W	2°C to 6°C	25°C	R404a	0.84 m ²	940(H) x 1290(W) x 960(D)mm	120kg
DE834-150	1500(W)mm	230V 762W	2°C to 6°C	25°C	R404a	0.99 m ²	940(H) x 1500(W) x 960(D)mm	137kg

Our full range of spares and accessories for all units are available on request

Lux LU Bakery Serve Over Counters

Ventilated counters, suitable for displaying pastries, sandwiches and cold dishes. Internal lighting and glass panels to draw attention to food on display. Control panel with digital thermostat and automatic defrost for easy maintenance.

- **3 x 595(D)mm Glass Shelves**
- **Stainless Steel Base**
- **Front & Side Glass Panels with Side Lights**
- **2 Rear Sliding Doors for Easy Access**
- **Ventilated Refrigeration System 3°C to 8°C**

DE831-108



Code	Description	Power	Temperature Range	Refrigerant	Display Area	Dimensions	Weight
DE831-108	1080(W)mm	230V 762W	3°C to 8°C	R404a	1.02 m ²	1020(H) x 1080(W) x 793(D)mm	195kg
DE831-158	1580(W)mm	230V 791W	3°C to 8°C	R404a	1.54 m ²	1020(H) x 1580(W) x 793(D)mm	238kg

Hill Slimline Deli Serve Over Counters

Slimline design, ideal for use where space is limited or access is a problem. Suitable for cooked meats, delicatessen products and sandwiches. Intermediate shelf and refrigerated storage. Digital temperature display. Front glass hinges forward for easy cleaning. Auto-defrost. CFC free.

- **1 x 180(D)mm Intermediate Shelf**
- **Glass Shelves & 520(D)mm Stainless Steel Base**
- **Front & Side Glass Panels with Top Lighting**
- **Static Refrigeration System 4°C to 6°C**
- **Refrigerated Lower Storage**

DE820-100



MATCHING CASH DESKS AVAILABLE.

Code	Description	Power	Temperature Range	Max Ambient Temp	Refrigerant	Display Area	Dimensions	Weight
DE820-100	1000(W)mm Counter	230V 288W	4°C to 6°C	25°C	R404a	0.46 m ²	1220(H) x 1000(W) x 790(D)mm	120kg
DE820-150	1500(W)mm Counter	230V 306W	4°C to 6°C	25°C	R404a	0.72 m ²	1220(H) x 1500(W) x 800(D)mm	155kg
DE820-200	2000(W)mm Counter	230V 463W	4°C to 6°C	25°C	R404a	0.98 m ²	1220(H) x 2000(W) x 800(D)mm	170kg
DE820-250	2500(W)mm Counter	230V 515W	4°C to 6°C	25°C	R404a	1.24 m ²	1220(H) x 2500(W) x 800(D)mm	220kg
DE820-300	3000(W)mm Counter	230V 649W	4°C to 6°C	25°C	R404a	1.50 m ²	1220(H) x 3000(W) x 800(D)mm	270kg

Jinny Deli & Butcher Serve Over Counters



Deeper counter and large display deck. Deli counter is suitable for cooked meat, delicatessen products and sandwiches. Butcher counter is suitable for raw meat. Intermediate shelf and refrigerated storage. Digital temperature display. Static 4°C to 6°C Deli and ventilated 0°C to 2°C Butcher refrigeration system. Front glass hinges forward for easy cleaning. Auto-defrost. CFC free. 900mm high marble top (320mm wide). These are special order items and cannot be refunded.

- **1 x 180(D)mm Intermediate Ambient Shelf**
- **Glass Shelf & Stainless Steel Base**
- **Front/Side Glass Panels with Top Light**
- **Refrigerated Lower Storage**
- **Deli: Static Refrigeration System 4°C to 6°C**
- **Butcher: Ventilated Refrigeration System 0°C to 2°C**

MATCHING CASH DESKS AVAILABLE.

Code	Description	Power	Temperature Range	Max Ambient Temp	Refrigerant	Display Area	Dimensions	Weight
DE822-150	Deli Counter	230V 245W	4°C to 6°C	25°C	R404a	0.84 m ²	1270(H) x 1500(W) x 930(D)mm	165kg
DE822-200	Deli Counter	230V 323W	4°C to 6°C	25°C	R404a	1.14 m ²	1270(H) x 2000(W) x 930(D)mm	227kg
DE822-250	Deli Counter	230V 491W	4°C to 6°C	25°C	R404a	1.44 m ²	1270(H) x 2500(W) x 930(D)mm	230kg
DE822-300	Deli Counter	230V 762W	4°C to 6°C	25°C	R404a	1.74 m ²	1270(H) x 3000(W) x 930(D)mm	280kg
DE824-150	Butcher Counter	230V 491W	0°C to 2°C	25°C	R404a	0.94 m ²	1235(H) x 1500(W) x 930(D)mm	165kg
DE824-200	Butcher Counter	230V 762W	0°C to 2°C	25°C	R404a	1.28 m ²	1235(H) x 2000(W) x 930(D)mm	180kg

Sandy Patisserie Serve Over Counters



Patisserie serve over counter chiller is suitable for the display of patisserie and pastry products. Digital temperature display. Front glass hinges come forward for easy cleaning.

- **2 x 220(D)mm Intermediate Ambient Glass Shelves**
- **600(D)mm Stainless Steel Base**
- **Front & Side Glass Panels with Top Light**
- **Static Refrigeration System 4°C to 6°C**

MATCHING CASH DESKS AVAILABLE.

Code	Power	Temperature Range	Refrigerant	Display Area	Dimensions	Weight
DE832-100	230V	4°C to 6°C	R404a	0.87 m ²	1220(H) x 1000(W) x 900(D)mm	130kg
DE832-150	230V	4°C to 6°C	R404a	1.35 m ²	1220(H) x 1500(W) x 900(D)mm	165kg
DE832-200	230V	4°C to 6°C	R404a	1.83 m ²	1220(H) x 2000(W) x 900(D)mm	180kg
DE832-250	230V	4°C to 6°C	R404a	2.66 m ²	1220(H) x 2500(W) x 900(D)mm	230kg
DE832-300	230V	4°C to 6°C	R404a	3.21 m ²	1220(H) x 3000(W) x 900(D)mm	280kg

Melody Refrigerated Serve Over Counters

Chilled serve over counters for delicatessen and food items such as sausages, cheese and cooked meat. Granite work top and stainless steel display surface. Lower cool-storage space is accessible via rear doors.

- **Granite Work Top**
- **Stainless Steel Display Surface**
- **Auto-Defrost**
- **Plasticised Sheet Metal Construction**



Code	Description	Power	Temperature Range	Max Ambient Temp	Refrigerant	Display Area	Dimensions	Weight
DE825-150	1500(W)mm Deli Counter	230V 387W	4°C to 6°C	25°C	R404a	0.97 m ²	1205(H) x 1500(W) x 1060(D)mm	170kg
DE825-200	2000(W)mm Deli Counter	230V 556W	4°C to 6°C	25°C	R404a	1.32 m ²	1205(H) x 2000(W) x 1060(D)mm	210kg
DE827-150	1500(W)mm Butchers Counter	230V 555W	0°C to 2°C	25°C	R404a	1.14 m ²	1205(H) x 1500(W) x 1060(D)mm	170kg
DE827-200	2000(W)mm Butchers Counter	230V 778W	0°C to 2°C	25°C	R404a	1.54 m ²	1205(H) x 2000(W) x 1060(D)mm	210kg
DE826-70	700(W)mm Cash Desk	- -	-	-	-	-	900(H) x 700(W) x 930(D)mm	46kg
DE826-100	1000(W)mm Cash Desk	- -	-	-	-	-	890(H) x 1000(W) x 1060(D)mm	60kg


Harmony Refrigerated & Ambient Serve Over Counters

Stylish chilled or ambient serve-over counter display units. These robust ventilated units boast lit shelves and tempting panoramic displays, ideal for maximising your takeaway sales in cafés, bakeries and canteens. Refrigerated counters feature automatic defrost and evaporation system. Special order products non-refundable.

- **Aluminium & Stainless Steel**
- **3 x Illuminated Glass Interior Shelves**
- **2 x Sliding Rear Doors**
- **Stainless Steel Lower Display Surface & Top Glass Shelf**



Code	Description	Power	Temperature Range	Max Ambient Temp	Refrigerant	Dimensions	Weight
DE829-94	940(W)mm Ambient	230V 72W	Ambient	-	-	1330(H) x 940(W) x 790(D)mm	157kg
DE829-132	1320(W)mm Ambient	230V 120W	Ambient	-	-	1330(H) x 1320(W) x 790(D)mm	195kg
DE829-212	2120(W)mm Ambient	230V 232W	Ambient	-	-	1330(H) x 2120(W) x 790(D)mm	235kg
DE830-94	940(W)mm Chilled	230V 762W	7°C to 10°C	25°C	R404a	1330(H) x 940(W) x 790(D)mm	180kg
DE830-132	1320(W)mm Chilled	230V 779W	7°C to 10°C	25°C	R404a	1330(H) x 1320(W) x 790(D)mm	220kg
DE830-212	2120(W)mm Chilled	230V 1091W	7°C to 10°C	25°C	R404a	1330(H) x 2120(W) x 790(D)mm	260kg



We reserve the right to change the design and specification of goods without notice. Descriptions in the leaflet are correct at the time of going to press but are subject to alteration. Details of any changes will be available.



www.polar-refrigerator.com
sales@polar-refrigerator.com